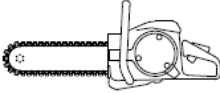

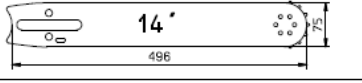
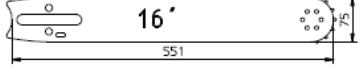
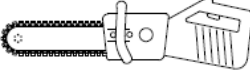



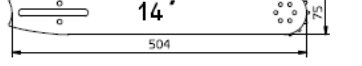


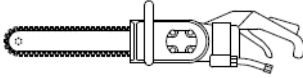

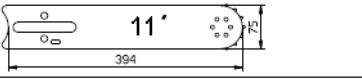
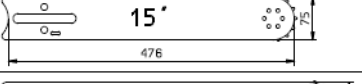


TOTAL KIT SOLUTION

How to convert most tools and machines to use Toolgal's high quality chains:


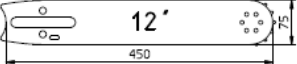
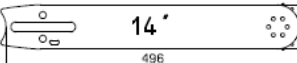


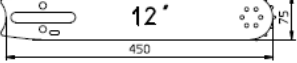
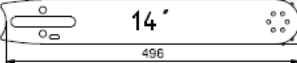
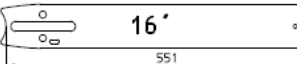
- Choose the machine, sprocket, guide bar length and chain type needed
- Order according to the kit item number


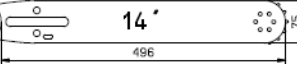
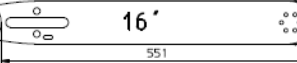

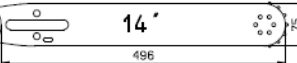
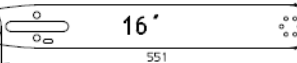
 K6500 EL <u>Electric Machines</u> Chain Pitch 3/8'(0.375')					
Sprocket	Guide Bar		Diamond Chain		Kit Item
	Dimensions	Item	No Segm	Item	
Z=8  CA600035	 14' 496	CAGBG01464	64	UNI GAL	KRS08GB301464C
				PRO GAL	KRS08GB301464K
				BLACK EDGE	KRS08GB301464B
	 16' 551	CAGBG01670	70	UNI GAL	KRS08GB301670C
PRO GAL				KRS08GB301670K	
BLACK EDGE				KRS08GB301670B	


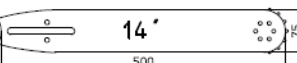
 CARDI 35 <u>Electric Machines</u> Chain Pitch 3/8'(0.375')					
Sprocket	Guide Bar		Diamond Chain		Kit Item
	Dimensions	Item	No Segm	Item	
Z=8  CA600035	 14' 504	CAGBG21464	64	UNI GAL	KRS08GB201464C
				PRO GAL	KRS08GB201464K
				BLACK EDGE	KRS08GB201464B
Z=10  CA600059	 14' 504	CAGBG21464	65	UNI GAL	KRS10GB201465C
				PRO GAL	KRS10GB201465K
				BLACK EDGE	KRS10GB201465B

 ICS-853 ICS-823 <u>Hydraulic Machines</u> Chain Pitch 3/8'(0.375')					
Sprocket	Guide Bar		Diamond Chain		Kit Item
	Dimensions	Item	No Segm	Item	
Z=14  (CA600037)	 11' 394	CAGBH01156	56	UNI GAL	KRS14GB311056C
				PRO GAL	KRS14GB311056K
				BLACK EDGE	KRS14GB311056B
	 15' 476	CAGBH01566	66	UNI GAL	KRS14GB315066C
				PRO GAL	KRS14GB315066K
				BLACK EDGE	KRS14GB315066B
	 19' 587	CAGBH01978	78	UNI GAL	KRS14GB319078C
				PRO GAL	KRS14GB319078K
				BLACK EDGE	KRS14GB319078B
	 24' 738	CAGBH02494	94	UNI GAL	KRS14GB324094C
				PRO GAL	KRS14GB324094K
				BLACK EDGE	KRS14GB324094B

CHAIN KIT SOLUTIONS

Sprocket		Guide Bar		Diamond Chain		Kit Item
		Dimensions	Item	No Segm	Item	
Z=9  CA600036	 12' 450	CAGBG01258	58	UNI GAL	KRS09GB312058C	
				PRO GAL	KRS09GB312058K	
				BLACK EDGE	KRS09GB312058B	
	 14' 496	CAGBG01464	64	UNI GAL	KRS09GB314064C	
				PRO GAL	KRS09GB314064K	
				BLACK EDGE	KRS09GB314064B	
 16' 551	CAGBG01670	70	UNI GAL	KRS09GB316070C		
			PRO GAL	KRS09GB316070K		
			BLACK EDGE	KRS09GB316070B		
Z=10  CA600059	 12' 450	CAGBG01258	59	UNI GAL	KRS10GB311059C	
				PRO GAL	KRS10GB311059K	
				BLACK EDGE	KRS10GB311059B	
	 14' 496	CAGBG01464	65	UNI GAL	KRS10GB314065C	
				PRO GAL	KRS10GB314065K	
				BLACK EDGE	KRS10GB314065B	
	 16' 551	CAGBG01670	71	UNI GAL	KRS10GB316071C	
				PRO GAL	KRS10GB316071K	
				BLACK EDGE	KRS10GB316071B	

Sprocket		Guide Bar		Diamond Chain		Kit Item
		Dimensions	Item	No Segm	Item	
Z=8  CA600035	 14' 496	CAGBG01464	64	UNI GAL	KRS08GB301464C	
				PRO GAL	KRS08GB301464K	
				BLACK EDGE	KRS08GB301464B	
	 16' 551	CAGBG01670	70	UNI GAL	KRS08GB301670C	
				PRO GAL	KRS08GB301670K	
				BLACK EDGE	KRS08GB301670B	
Z=10  CA600059	 14' 496	CAGBG01464	65	UNI GAL	KRS10GB301465C	
				PRO GAL	KRS10GB301465K	
				BLACK EDGE	KRS10GB301465B	
	 16' 551	CAGBG01670	71	UNI GAL	KRS10GB301671C	
				PRO GAL	KRS10GB301671K	
				BLACK EDGE	KRS10GB301671B	

Sprocket		Guide Bar		Diamond Chain		Kit Item
		Dimensions	Item	No Segm	Item	
Z=8  CA600035	 14' 500	CAGBG21464	64	UNI GAL	KRS08GB201464C	
				PRO GAL	KRS08GB201464K	
				BLACK EDGE	KRS08GB201464B	